

Fall 2024

# Sooke-West Shore Newsletter

*Your communities' best source of child care information & resources*

## In This Issue:

- VIU ECEC Program Information
- A Look Inside Licensing - Let's Get Muddy
- Circle Time
- Crafty Corner
- Appetite To Play Workshop
- Learning Outside Together
- CCRR Professional Development Opportunities
- CCRR Contact Information

# Early Childhood Education and Care

Gain the knowledge and skills to work with young children and their families in licensed child care settings as an Early Childhood Educator.

**Full-time & Part-time Options**  
**Bursaries available**  
**ECEC grads in high demand**

## In-person

Diploma | 2 years | Nanaimo Campus

## Online

Diploma | 2 years | BC

## Blended

Certificate | 16 Months

Blend of online and in-person course work at Cowichan or tiwšɛmawtxw (Powell River) campus

## Work-integrated Learning

Certificate | 12 Months | Online

For working Early Childhood Educator Assistants



Scan to learn more about these programs or visit [hs.hs.viu.ca/early-childhood-education](https://hs.hs.viu.ca/early-childhood-education)

## How to apply



Scan to learn how to apply or visit [viu.ca/apply](https://viu.ca/apply)





# A Look Inside Licensing

## Get Muddy!



When the rainy season is here and your designated outdoor play space has become muddy, slippery and wet. What do you do?

### Scenario A: Get Muddy!

You may decide to continue to use your designated outdoor play space (on or off site) even when it is muddy and it may include slippery areas and puddles. Playing in mud and puddles can be fun for children and it can provide new and inquisitive play and exploration as well.

As per the Director of Licensing Standards of Practice (DOLSOP) - Safe Play Space, daily outdoor area inspections must be completed on the play space.

A licensee must ensure:

- Additional safety precautions are put into place, when a hazard has been identified;
- Proper maintenance and repairs are completed regularly and are identified through the daily, monthly, and annual inspections;
- Materials and equipment must meet the age and development of children in care.

Additional considerations include:

- The condition of the equipment.
  - Is it slippery?
- Weather appropriate clothing.
  - A plan for addressing inclement weather.

### Scenario B: Temporary Closure

Temporary closures of the outdoor play space are not considered an ongoing or regular occurrence.

- Under Section 10(1) of the Child Care Licensing Regulation, the Licensee is required to notify Licensing when the outdoor play space is temporarily closed. The Licensee should document this information on the outdoor play area inspection checklist
- If the Licensee does not notify Licensing and at the time of inspection, it is observed that notification did not occur this would be considered non compliant to Section 10(1) of the Child Care Licensing Regulation.
- Field trips are not considered a temporary closure when the outdoor play space is still accessible.

### Scenario C: Permanent / Ongoing Closure

Implementing an ongoing/permanent closure is when the Licensee closes outdoor play space for several months every year due to weather conditions impacting the designated outdoor play space or when the Licensee applies to amend the facility licence to change the outdoor play space permanently.

- Under Section 10(1) of the Child Care Licensing Regulation, the Licensee is required to notify Licensing of the change when the outdoor play space is closed.
- As this is an ongoing or permanent change to the outdoor play space, the Licensee must submit a new play space plan to Licensing, that identifies how the requirements in Schedule B will be met (refer to Children's Outdoor Playspace InfoSheet for information that would be required).

### Resources

- Director of Licensing Standards of Practice - Safe Play Space
- Director of Licensing Standards of Practice Active Play
- Schedule G of the Child Care Licensing Regulation
- Children's Outdoor Playspace Plan Infosheet



By: Daniela Karolys & Sukhie Bangarh  
Child Care Licensing Officers



## Fall Songs and Finger plays for Circle Time

### Turkey Pokey (Hokey Pokey)

You put your right wing in.  
You put your right wing out.  
You put your right wing in,  
And you shake it all about.  
You do the turkey pokey  
And you turn your self around.  
That's what it's all about.

### Additional verses:

Left wing (left arm)  
Drumsticks (legs)  
Wattle (head)  
Tail feathers (bottom)  
Turkey body (whole self)

### Five Little Leaves

(Tune: Five Little Monkeys)

Five little leaves were hanging on a tree  
(hold up five fingers, then put arms out and hands hang down as if you were a tree)  
Those 5 Leaves were pretty as can be  
(clasp hands as if delighted)  
Whoosh! came a breeze of cold fall air  
(throw out arms as if scattering)  
And four little leaves were hanging there.

**Note:** Continue counting backwards until you get to zero.

### Mable, Mable

Mable, Mable, set the table. Don't forget  
the \_\_\_\_\_

### Sleeping Turkeys

(Tune: Sleeping Bunnies)

See the turkeys sleeping,  
Till it's nearly noon.  
Shall we wake them,  
With a merry tune?  
They're so still,  
Are they ill?  
Wake up little turkeys!  
Hop little turkeys hop,  
hop, hop, hop  
Hop, hop, hop - Hop, hop, hop  
Hop little turkeys hop and stop!

### Five Little Turkeys


(Tune: Five Little Ducks)

Five little turkeys went out one day  
(Hold up five fingers)  
Over the hills and far away  
(Wave bye-bye)  
Mother turkey said "Gobble, gobble,  
gobble, gobble"  
But only four little turkey came back.  
(Hold up four fingers)

**Note:** Continue counting backwards until you get to one. Then sing last verse.

### Last Verse:

Sad mother turkey went out one day...(Sing it sadly and slowly) Over the hills and far away. Mother turkey said "GOBBLE! GOBBLE! GOBBLE!" And all five turkeys came back, back, back.(Wave hand with all five fingers!)



# Crafty Corner



## Apple Pie Energy Balls

### Ingredients

- $\frac{3}{4}$  cup Medjool dates, pitted and chopped
- $\frac{1}{2}$  cup rolled oats
- $\frac{1}{2}$  cup chopped dried apples
- $\frac{1}{2}$  cup unsweetened almond butter
- $\frac{1}{4}$  cup chopped pecans, toasted
- 1 tablespoon ground cinnamon



### Directions

1. Soak dates in a small bowl of hot water until softened, 5 to 10 minutes. Drain.
2. Combine oats, dried apples, almond butter, pecans, cinnamon and the soaked dates in a food processor; process until very finely chopped.
3. Roll the mixture into 12 balls (about 2 tablespoons each). Refrigerate for at least 15 minutes or up to 1 week.

Originally appeared: *EatingWell.com*, September 2021; updated September 2022



appetite  
to play

New Fall 2024  
Workshop Dates!



## Meal Planning and Eating Well in the Early Years!

Appetite to Play is a government-funded program in British Columbia to promote eating well and physical activity in the early years. We are excited to announce that we have a new online 2 hour workshop and have a Fall 2024 workshop schedule. Space is limited to 20 participants and professional development credits will be provided. Sign up today!

### This workshop will help you:

- Understand why the Early Years are an important time for helping children eat well.
- Learn about changing nutritional needs for growth and development from 0 to 5 years.
- Gain knowledge on the Licensing Requirements for providing food.
- Understand textural requirements for feeding infants and toddlers.
- Learn how to do meal planning (and receive a tool to help you!).
- Get some ideas to support families with providing meals for their children.

To register, click on the button below or scan the QR code:

[CLICK HERE](#)



Email [atpinfo@cw.bc.ca](mailto:atpinfo@cw.bc.ca) for more info

Appetite to Play is delivered in partnership through:




Childhood  
Healthy Living  
Foundation

Sport for Life







**CALLING ALL  
CERTIFIED BC EARLY  
CHILDHOOD EDUCATORS**

**OCTOBER 2024 - FEBRUARY 2025  
ONLINE PROFESSIONAL  
DEVELOPMENT**

**APPLICATIONS OPEN  
AUG 12 - SEPT 10  
SPACE LIMITED!**



**Do you want to increase your skills and confidence in  
working outside with children?**

**Are you interested in learning more about land based  
learning through a blend of both Indigenous teachings  
and current ECE practices?**

**REGISTRATION  
LINK & INFO  
BELOW**




**BC Aboriginal  
ChildCare Society**

  
**ECEBC** | early childhood  
educators of BC

**SRDC** SINCE 1991 **SRSA**  
INNOVATION • EXPERIMENTATION • EVALUATION



**BRITISH  
COLUMBIA**




**[Register Here](#)**

# Professional Development & Learning Opportunities with Sooke-West Shore

CCRR

Our Fall 2024  
CCRR Workshops are available  
now!

More information on what's  
offered can be found [here](#).



## Sooke - West Shore CCRR Community of Practice

2nd Thursday of the month  
6:30-8:30 pm

September 12, October 10, November 14, and December 12  
(continues on in the New Year – 2025 until March)

Early Years Room at 345 Wale Rd

Come gather with peers from the child care field and profession. Gathering in community, and fostering a culture of curiosity, wonder and growth. We will explore topics that are current and present in our varying settings. There will be time to connect over a light meal before delving into the topic of the month. Each person will have the opportunity to share (if they choose) what's been present in their world; what's been going well (an apple) and a challenge being faced (a pit). This is a time to share ideas, resources, and gain perspective on any and all situations you may need insight on from your peers.

### Registration Information for Workshops and Community of Practice (C.o.P.):

Call: 250-940-4882

Email: [Sooke-WestshoreCCRR@sfrs.ca](mailto:Sooke-WestshoreCCRR@sfrs.ca)

Link:

<https://outlook.office365.com/owa/calendar/SookeWestShoreCCRRWorkshops@sfrs.ca/bookings/>





**Monday - Friday 8:30am - 4:30pm**

6672 Wadams Way (Sooke) / 345 Wale Road, Colwood (West Shore)

**Evenings:** Wednesdays 4:30pm-6:30pm (Sooke)

**Saturdays:** 8:30am-12:30pm (West Shore)

**Website:** <https://www.sfrs.ca/programs/child-care-resource-and-referral-ccrr>

**Telephone:** (250) 940-4882

**Email:** [Sooke-WestShoreCCRR@sfrs.ca](mailto:Sooke-WestShoreCCRR@sfrs.ca)

**Facebook:** Sooke Family Resource Society

[www.gov.bc.ca/ChildCareResourceReferralCentres](http://www.gov.bc.ca/ChildCareResourceReferralCentres) or Toll-free: 1 888 338-6622 (Option 4).